

# TOMMIE LINK TUTORIALS





## HOW TO PARTICIPATE IN A PATH

The Paths tool in Tommie Link allows you to participate in a specific experience laid out by your campus administrators. No matter what path you are taking part in, the process for receiving credit and reviewing your progress in these paths will be the same!




### Participating in a Path

If you are participating in any paths, you will see a link to your paths on your homepage when you first login to your Engage site.

All Events VIEW MORE EVENTS

 <b>Fall Leadership Institute</b> <b>Fall Leadership Institute Day 2</b> Tuesday, August 27 at 8:30AM CDT Anderson Student Center - Woulfe Alu... Campus Life	 <b>Fall Leadership Institute</b> <b>Fall Leadership Institute Day 1</b> Monday, August 26 at 8:00AM CDT Anderson Student Center - Woulfe Alu... Campus Life	 <b>Evening in the Anderson</b> Friday, August 30 at 9:30PM CDT Anderson Student Center Hosted by 2 organizations	 <b>Headphone Disco</b> Saturday, August 31 at 9:30PM CDT John P. Monahan Plaza Hosted by 2 organizations
---	--	---	--

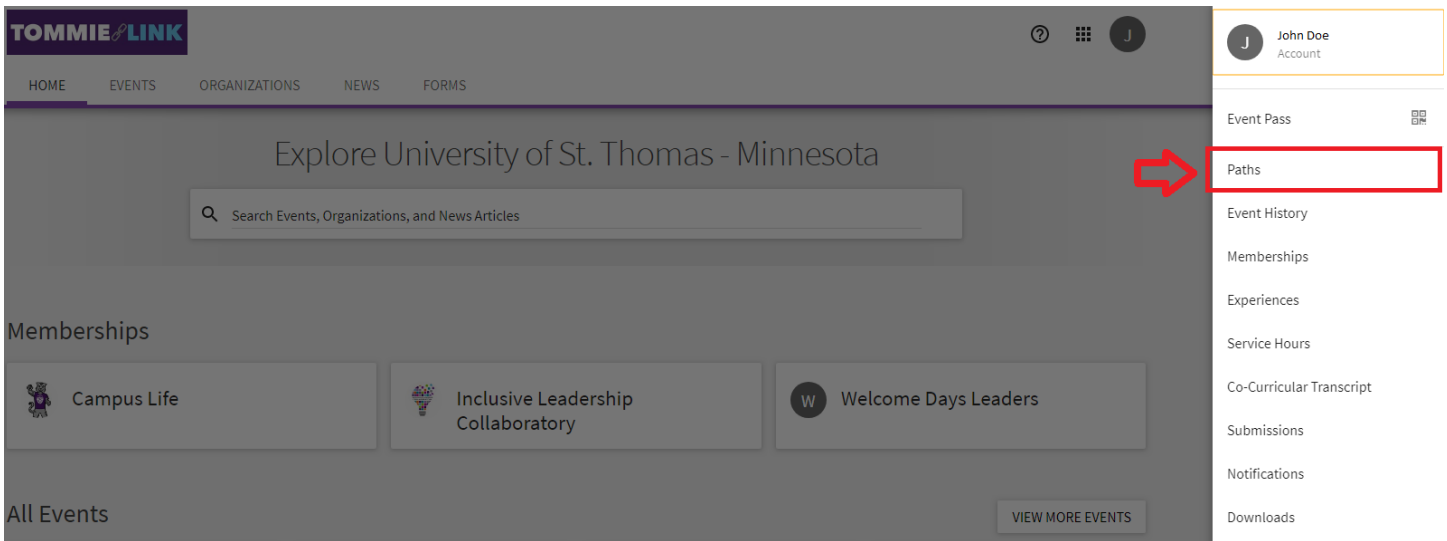
Latest News

 <b>Liebl Named WCLA National Player of the Year</b> Monday, July 15, 2019 Posted by Kevin Manson for Women's Lacrosse Club Senior Midfielder becomes first Tommie to win the Award	 <b>Paths</b> Tommie TRANSFERmation Spring 2019
 <b>St. Thomas Club Hockey Wins WCCHA Title</b> Monday, July 15, 2019 Posted by Kevin Manson for Hockey Club St. Thomas Locks Up 2nd WCCHA Title with Overtime Win	

Campus Links

- Reserve a Room (25Live)
- Change/Cancel Room Reservation
- Catering Orders - NetCatering
- Deposit Receipt Form

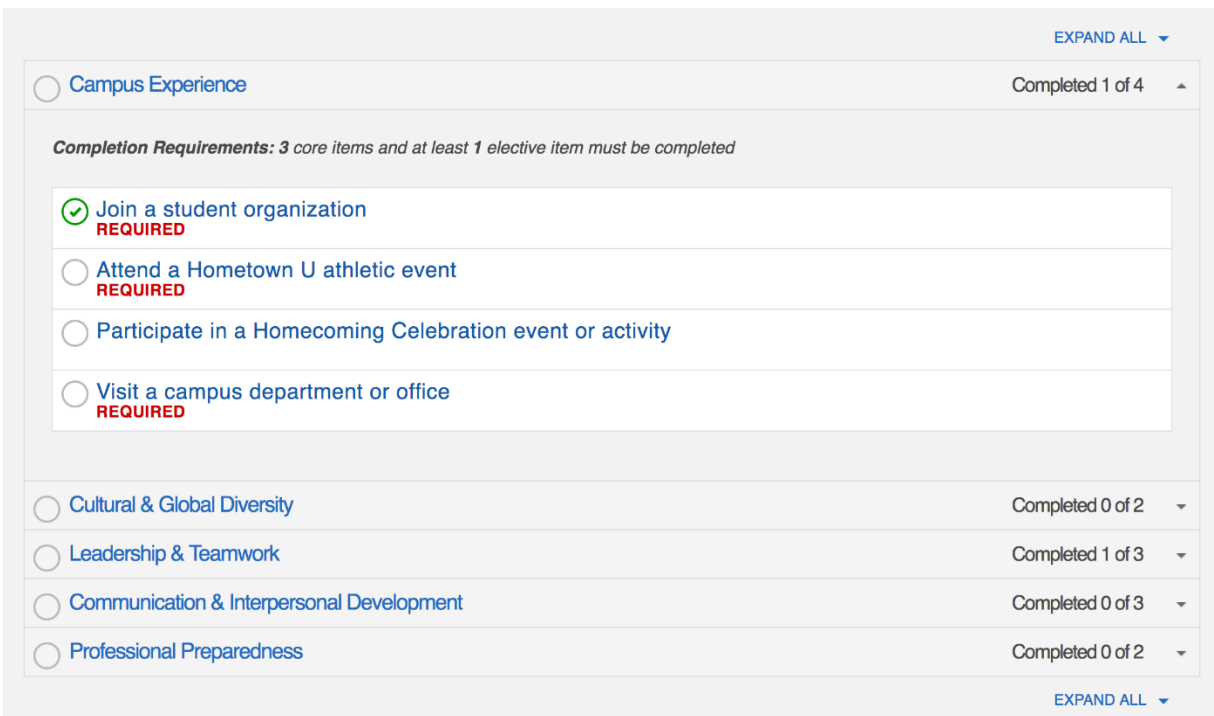
You can also access your paths progress by clicking on your User Drawer and selecting **Paths**.








## Viewing your progress through a path

If your campus is conducting more than one path program, make sure that the "Progress For" drop-down field is set to the correct one you want to view. You will see your overall progress, your progress through each of the path domains, and you'll have the ability to click on each domain to view its details. "Domains" refer to the different main topics within your path.

Select a domain to read more about its details and to view the requirements. For each, you'll be able to see which path requirements you have completed and which you still need to earn. You will also see the number of "Completion Requirements" that you must complete as well.



Based on your progress for a particular aspect of the path, you will see one of five possible icons next to each individual activity:

<u>Icon</u>	<u>Description</u>
	<b>Item is Complete: Credit is Earned</b> Credit has been earned, either by completing all criteria necessary or receiving approval from a campus administrator for a particular item.
	<b>Item is Pending Approval</b> Item has been submitted for approval but has not yet been approved or denied by a campus administrator.
	<b>Item Needs Additional Action or Info from Student</b> You need to include further information for this item. For example, the student may need to complete a written reflection or description.
	<b>Item Denied: No Credit Awarded</b> Item has been reviewed and denied by a campus administrator. For more information regarding why the submission was denied, please reach out to your campus administrator directly.
	<b>Item Not Completed: No Status</b> Item has not been completed or submitted and still requires action before credit can be awarded.

## Receiving credit for a path

Receiving credit for your path will look different for each path you are a part of. Joining organizations, attending events, and submitting self-reported experiences can all contribute to path completion depending on its specific requirements.

You can view the requirements for a path by clicking on one of the domains within the path and viewing the completion requirements. When you click on a specific item, look on the right hand side to view ***Fulfillment Options***. This shows you how you can specifically receive credit for that path item, whether that be through submitting an experience request, joining an organization, or attending an event. In some cases, you will be able to self-report that you completed that item by clicking Mark Complete under ***Fulfillment Status***.

REQUIRED

Last Updated Jun 26, 2017 9:58 PM

## Cultural & Global Diversity: Attend an on-campus cultural event

[← BACK TO PATH](#)

Attending a cultural event on campus is a great way to explore greater cultural and global diversity.

### Fulfillment Status

This item will be considered complete only when **all** criteria are met

### Fulfillment Options

Enter Search Term ...

SEARCH

WEEK

MONTH

PAST



#### Social Justice Dinner Dialogue

Thursday, August 10 2017, 6:00 PM to 7:00 PM  
Cultural

The Center for Civic Engagement proudly hosts the Social Justice Dinner Dialogue Series. We recruit campus partners and student organizations who are enthusiastic about bringing awareness to social justice related topics to engage the community in critical conversations over dinner. Any student is invited to join by RSVPing to the event!

## Access your Path Progress Report

You can also access your Path Progress Report at any time. The Path Progress Report only displays the credit you receive for the paths you are participating in. This report cannot be modified or customized. To access this report, click on *PDF Download* or *Print View* at the top right hand of your path completion page.

### Paths

Progress for  ✓ This is your default Path

### Overall Progress

14%

#### Campus Experience

25%

#### Cultural & Global Diversity

#### Leadership & Teamwork

33%

#### Communication & Interpersonal Development

#### Professional Preparedness

PRINT VIEW