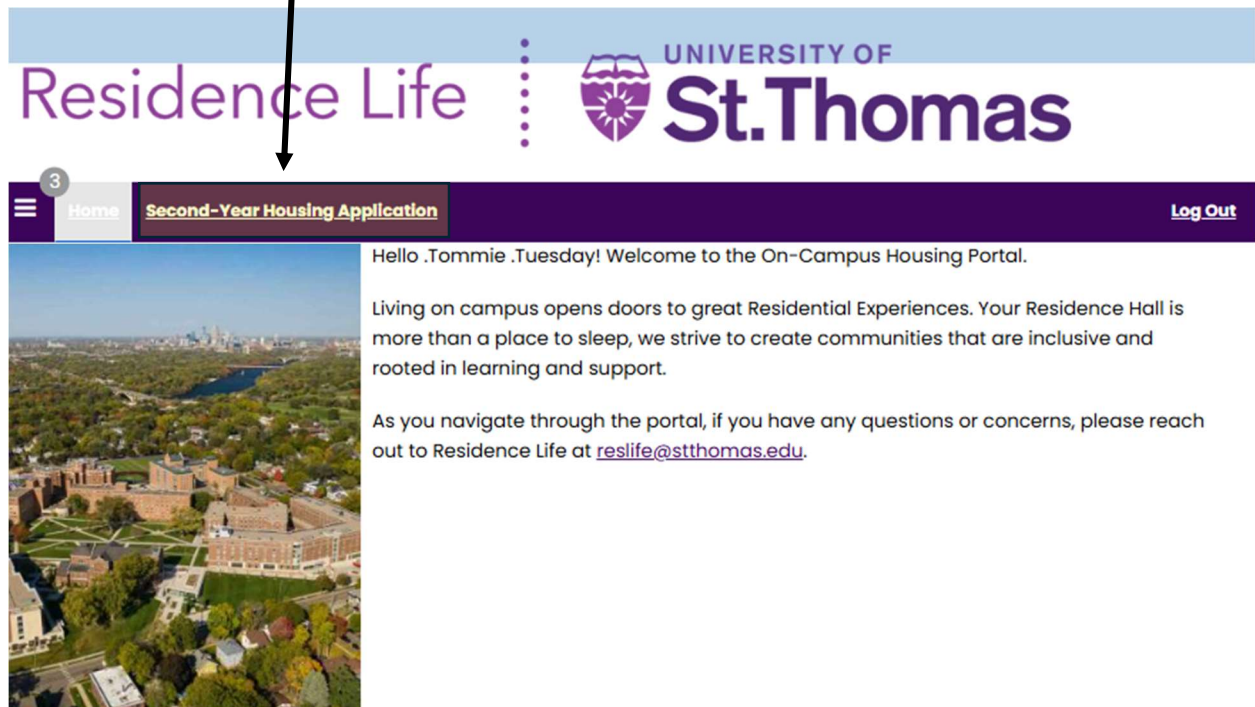


SECOND-YEAR HOUSING APPLICATION GUIDE

Sign on to the Residence Life Housing Portal at
<https://stthomasmn.starrezhousing.com/StarRezPortalX/>

Select the **Second-Year Housing Application** found in the Menu bar to continue.



SECOND-YEAR HOUSING APPLICATION GUIDE

Follow instructions found on the page to select the Academic Year and click the **Continue** button to begin STEPS 1-9.

Term Selector

To Begin the application process and Apply for housing for the Academic Year 2026–2027 click the Continue button.

2026–2027 Academic Year

(9/9/2026 – 5/21/2027)


The status of your application is **Application Started**.

Continue


Helpful Links


- [Policies & Resources](#)
- [Housing Website](#)
- [Current & Returner Student Housing](#)


The following steps will be presented to you as you navigate through the application. **See STEPS 1 - 9.** You may go back to a step in the process by clicking on the link on the left corresponding STEP.


 [Residence Life Agreement](#)


 [Meal Plan](#)


 [Building & Room Type Preferences](#)


 [Second-Year Living Learning Community \(SYLLC\)](#)

 [Medical/Disability Accommodation](#)

 [Housing Exception Request](#)

 [Roommate Matching Questionnaire](#)

 [Roommate Selection](#)

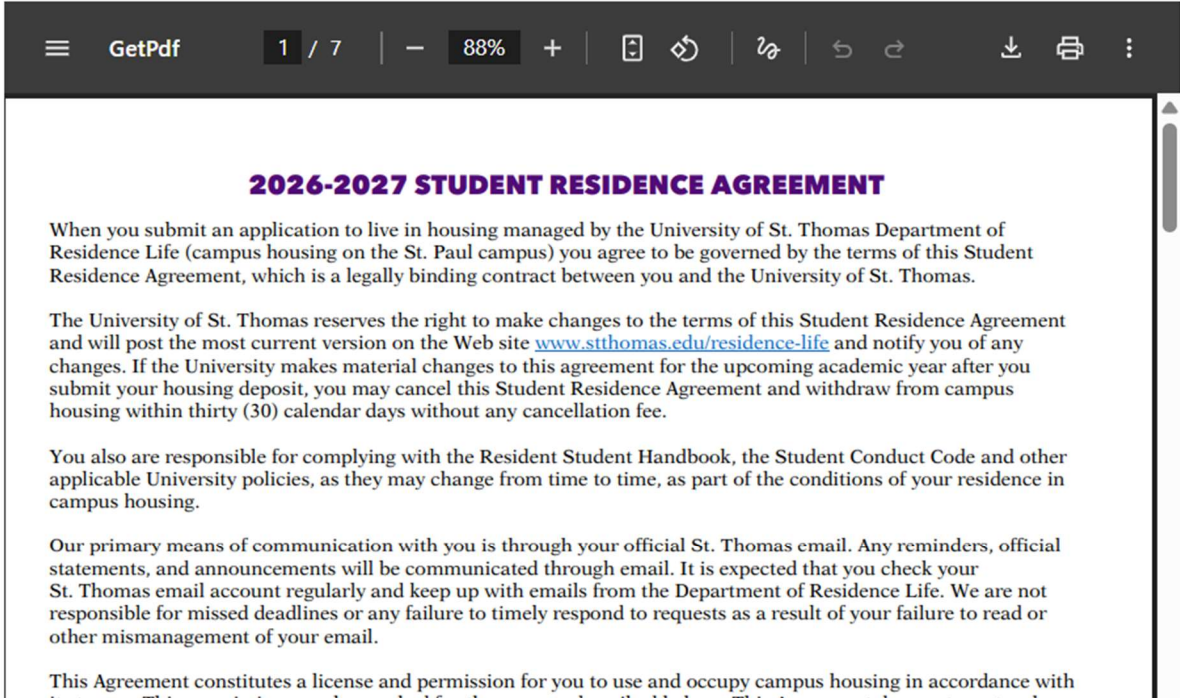
 [Thank You](#)

Further instructions will be provided on each step of the process. If you need assistance or have any questions, please contact Residence Life at reslife@stthomas.edu or call (651) 962-6470.

SECOND-YEAR HOUSING APPLICATION GUIDE

STEP 1. Acknowledge and sign the Residence Life Agreement. Follow instructions found at the bottom of the page. Type your full name in the text box provided and then click the Sign Contract and Continue button.

Residence Life Agreement



The screenshot shows a PDF viewer interface with a dark toolbar at the top. The toolbar includes a hamburger menu, the text 'GetPdf', a page indicator '1 / 7', a zoom level of '88%', and various icons for navigation and document actions. The main content area displays the title '2026-2027 STUDENT RESIDENCE AGREEMENT' in bold purple text. Below the title, there are four paragraphs of text. The first paragraph states that by submitting an application to live in housing managed by the University of St. Thomas Department of Residence Life (campus housing on the St. Paul campus), the student agrees to be governed by the terms of this Student Residence Agreement, which is a legally binding contract between the student and the University of St. Thomas. The second paragraph states that the University of St. Thomas reserves the right to make changes to the terms of this Student Residence Agreement and will post the most current version on the Web site www.stthomas.edu/residence-life and notify the student of any changes. If the University makes material changes to this agreement for the upcoming academic year after the student submits their housing deposit, the student may cancel this Student Residence Agreement and withdraw from campus housing within thirty (30) calendar days without any cancellation fee. The third paragraph states that the student is also responsible for complying with the Resident Student Handbook, the Student Conduct Code and other applicable University policies, as they may change from time to time, as part of the conditions of their residence in campus housing. The fourth paragraph states that the primary means of communication with the student is through their official St. Thomas email. Any reminders, official statements, and announcements will be communicated through email. It is expected that the student check their St. Thomas email account regularly and keep up with emails from the Department of Residence Life. We are not responsible for missed deadlines or any failure to timely respond to requests as a result of the student's failure to read or other mismanagement of their email. The fifth paragraph states that this Agreement constitutes a license and permission for the student to use and occupy campus housing in accordance with the terms of this Agreement. This permission may be revoked for the reasons described below. This Agreement does not constitute a lease.

Acknowledge that you have reviewed the Student Resident Agreement by typing your **Full name** in the text box provided below (this is required to continue).

When done click Sign Agreement & Continue.

Full Name:

Sign Agreement & Continue

SECOND-YEAR HOUSING APPLICATION GUIDE

STEP 2. Click on the **Room and Meal Plan Rates** link to review meal plans and meal plan rules found on our Residence Life website. Click the dropdown arrow and select a meal plan found in the list and click Save and Continue when done. **As a rising second year student, you must select Block 85 or higher.**

✓ [Residence Life Agreement](#)

● **Meal Plan**

● Building & Room Type Preferences

● Second-Year Living Learning Community (SYLLC)

● Medical/Disability Accommodation

● Housing Exception Request

● Roommate Matching Questionnaire

● Roommate Selection

● Thank You

Meal Plan

Fall 2026:

(Please Select Meal Plan) ▼

After you select your meal plan click Save & Continue.

Save & Continue

Room and Meal Plan Rates

View Tentative [2026-2027 Meal and Room Rates](#).

Fall meal plans:

Unlimited Meal Plan/\$200 DD
170 Meals/Semester \$500 DD
120 Meals/Semester \$500 DD
85 Meals/Semester \$500 DD

SECOND-YEAR HOUSING APPLICATION GUIDE

STEP 3. Follow instructions on the page and click the dropdown arrow to select between 1 and 5 **Building & Room Type Preferences** in order of importance. When done, click Save & Continue.

✓ [Residence Life Agreement](#)

✓ [Meal Plan](#)

● **Building & Room Type Preferences**

● Second-Year Living Learning Community (SYLLC)

● Medical/Disability Accommodation

● Housing Exception Request

● Roommate Matching Questionnaire

● Roommate Selection

● Thank You

Building & Room Type Preferences

Please select a preference from the dropdown.

Select Building/Room Type Preferences

You are required to select at least 1 building preference and up to 5 building/room type preferences in order of importance to you with Order No. 1 being your top preference.

Click Add Preference button and then highlight and select from the Room Preference dropdown list for 1 - 5 choices.

Please add at least 1 preferences.

Residence Life website

Visit [our website](#) to learn more about the various Residence Halls.

Add Preference

Order	Room Preference	Delete
1	<div>---Please Select---</div>	<div>Delete</div>

You can add 4 more preferences.

Save & Continue

Building Options:

---Please Select---

2085 Grand Double

2085 Grand Single

2151 Grand Double

2159 Grand Single

2163 Grand Double

2171/2175 Grand Double

Flynn Hall Double (Suites)

Flynn Hall Single (Apartments)

Frey Hall Double

Frey Hall Single

Grace Hall Double

Grace Hall Single

Mid-Campus House

Morrison Double (2nd Floor)

Morrison Single (2nd - 7th Floor)

Morrison Single (8th Floor)

SECOND-YEAR HOUSING APPLICATION GUIDE

STEP 4. Select a response from the dropdown and click Save and Continue. To learn more about SYLLCs click on the SYLLC link located in the Second-Year Living Learning Community Information section on the right.

✓ Residence Life Agreement

✓ Meal Plan

✓ Building & Room Type Preferences

Second-Year Living Learning Community (SYLLC)

Medical/Disability Accommodation

Housing Exception Request

Roommate Matching Questionnaire

Roommate Selection

Thank You

Second-Year Living Learning Community (SYLLC)

SYLLC Preference

Select a response from the dropdown box below.

Do you want to participate in an SYLLC? (Required)

When done click Save & Continue.

Save & Continue

Second-Year Living Learning Community Information

To learn more about the Second-Year Living Learning Communities program, click link and check out our [SYLLC](#) website.

STEP 4A. If you select **Yes to participate in an SYLLC in STEP 4**, you will be directed to this page. Follow instructions found on the page and select your Second-Year Living Learning Community preference from the dropdown and then provide your **Intended Major** in the text box provided. To learn more about SYLLCs click on the SYLLC link located in the Helpful Links section on the right. Click Save and Continue when done.

✓ Residence Life Agreement

✓ Meal Plan

✓ Building & Room Type Preferences

Second-Year Living Learning Community (SYLLC)

SYLLC Selection

Medical/Disability Accommodation

Housing Exception Request

Roommate Matching Questionnaire

Roommate Selection

Thank You

SYLLC Selection

Reminders about the SYLLC selection and assignments process:

- All SYLLCs are assigned in [Frey Hall](#).
- If you have any roommate requests, you will each need to indicate the same SYLLC below to be assigned together. All students within a suite will be in the same SYLLC.
- Each SYLLC needs at least 10 students indicating interest for it to run for the 2026-27 academic year. If your selected SYLLC does not have enough interest, you will be contacted by Ben Clark regarding other options.

Please select at least 1 preference

Add

Order	Preference	Actions

You can add 1 more preferences for this application.

Intended Major

Please indicate your Intended Major in the text box provided below.

What is your Intended Major? (Required)

When done click Save & Continue.

Save & Continue

Helpful Links

To learn more about each SYLLC, check out our website - [\(SYLLC\)](#)
[Second Yr Living Learning Communities](#)

For specific questions or concerns regarding SYLLCs, please contact Ben Clark the Living Learning Programs Manager:
ben.clark@stthomas.edu

SYLLC Communities:

---Please Select---

Aquinas Scholars Honors SYLLC
Business Learning Through Service SYLLC
Catholic Studies: Polis SYLLC
Common Good Scholars SYLLC
Healthcare Professions SYLLC
Psychology SYLLC
Sustainability SYLLC

SECOND-YEAR HOUSING APPLICATION GUIDE

STEP 5. Follow instructions found on the page and select a Medical/Disability **Accommodation Request** preference. When done, click Save & Continue.

✓ [Residence Life Agreement](#)

✓ [Meal Plan](#)

✓ [Building & Room Type Preferences](#)

● **Medical/Disability Accommodation**

● Roommate Matching Questionnaire

● Roommate Selection

● Thank You

Medical/Disability Accommodation

ADA Accommodation Request

Please read before selecting an ADA Accommodation Request preference.

If you have no specific accommodation requests for a medical/disability reason, please select "Accommodation Not Requested".

If you have a currently approved ADA Accommodation and have no changes to your request, please select "Accommodation Request Renewed".

If you have a new request or needing to add a different accommodation to what you have been currently approved for, please select "Accommodation Requested". You will be able to provide additional information on the next page and will receive paperwork for you and your medical provider to complete and return to Disability Resources for review.

Accommodation requests could include needing air conditioning, a single room, a private bathroom, etc for medical reasons.

Accommodation Request **(Required)**

When done click Save & Continue.

Save & Continue

SECOND-YEAR HOUSING APPLICATION GUIDE

STEP 5A. If you select **Accommodation Requested on STEP 5**, you will be directed to this page. Follow instructions on the page to complete your Accommodation Request. When done, click Save & Continue and check your St. Thomas email for forms for you to complete.

✓ [Residence Life Agreement](#)

✓ [Meal Plan](#)

✓ [Building & Room Type Preferences](#)

✓ [Medical/Disability Accommodation](#)

● **Medical/Disability ADA Accommodation Request**

● [Roommate Matching Questionnaire](#)

● [Roommate Selection](#)

Medical/Disability ADA Accommodation Request

ADA Accommodation Update Information

Select ADA Accommodation Type below and provide a short description of why you need the accommodation you have selected.

If you need multiple accommodations, please select **"Other"** and provide more information in the text box below.

Disability

Resources

For more information about Disability Resources click [here](#) to visit the website.

What accommodation are you seeking? Select type from dropdown below. (Required)

Please provide information below on why you are requesting the accommodation that you selected above. (Required)

Upon selecting **Save & Continue** below, you will receive two emails with the forms that need to be completed and submitted to Disability Resources for review. One email with a form to be completed by you and one email with a form to be completed by your medical provider.

Save & Continue

SECOND-YEAR HOUSING APPLICATION GUIDE

STEP 5B. If you select **Accommodation Request Renewed on STEP 5**, you will be directed to this page. Follow instructions on the page to complete your Accommodation Request. When done, click Save & Continue.

✓ [Residence Life Agreement](#)

✓ [Meal Plan](#)

✓ [Building & Room Type Preferences](#)

✓ [Medical/Disability Accommodation](#)

● [Medical/Disability ADA Accommodation Renewal](#)

● [Roommate Matching Questionnaire](#)

● [Roommate Selection](#)

● [Thank You](#)

Medical/Disability ADA Accommodation Renewal

ADA Accommodation Update Information

Select ADA Accommodation Type below and provide a short description of your request for a renewal of your currently approved accommodation(s) you have selected. If you need multiple accommodations, please select "Other" and provide more information in the box below.

If you are seeking new/additional accommodations than what you have previously been approved, please go back and select "Accommodation Requested" to receive the emails with the forms that need to be completed and submitted to Disability Resources to support your request.

What accommodation are you renewing? Select type from dropdown below. (Required)

Please provide information below on your accommodation renewal that you selected above. (Required)

When done click Save & Continue.

Save & Continue

SECOND-YEAR HOUSING APPLICATION GUIDE

STEP 6. Do you need to request a housing exception for 2026-2027? Follow the steps found on the page and click the dropdown arrow to select your preference. Click Save & Continue when done.

✓ [Residence Life Agreement](#)

✓ [Meal Plan](#)

✓ [Building & Room Type Preferences](#)

✓ [Second-Year Living Learning Community \(SYLLC\)](#)

✓ [Medical/Disability Accommodation](#)

● [Housing Exception Request](#)

● [Roommate Matching Questionnaire](#)

● [Roommate Selection](#)

● [Thank You](#)

Housing Exception Request

Housing Exception Preference

Under the [two-year on-campus living requirement](#), you are required to live on-campus for the 2026-2027 academic year. Students may seek an exception to the policy to live at home, for age 21, to care for a dependent, or due to a medical condition that cannot be accommodated on-campus.

Select a preference from the dropdown box below.

Are you requesting an exception to the policy for the 2026-2027 academic year? **(Required)**

▼

Yes requesting a housing exception

No request for housing exception

Save & Continue

STEP 6A. If you select **Yes to request a housing exception in STEP 6**, you will be directed to this page. Select a **Housing Exception Reason** from the dropdown list and answer the **FAFSA question**. Depending on your reason, you will be directed to different pages to provide more information for your housing exception request.

✓ [Residence Life Agreement](#)

✓ [Meal Plan](#)

✓ [Building & Room Type Preferences](#)

✓ [Second-Year Living Learning Community \(SYLLC\)](#)

✓ [Medical/Disability Accommodation](#)

✓ [Housing Exception Request](#)

● [Housing Exception Reason](#)

Housing Exception Reason

Housing Exception Information

Select why you are seeking a housing exception request and select a response to the FAFSA question below.

Housing Exception Reason **(Required)**

▼

Age 21 or Older anytime during next Academic Year

Living with Parent/Legal Guardian

Married and/or Care for Dependent

Medical Condition that cannot be Accommodated On-Campus

Have you completed the FAFSA? **(Required)**

▼

I have completed the FAFSA for next academic year

I have NOT completed the FAFSA for next academic year

Save & Continue

SECOND-YEAR HOUSING APPLICATION GUIDE

STEP 6B. If you select **Living with Parent/Legal Guardian in STEP 6**, you will be directed to this page. Upload the living at home [Request and Attestation Form](#) in the space provided. Click Save & Continue when done.

✓ [Residence Life Agreement](#)

✓ [Meal Plan](#)

✓ [Building & Room Type Preferences](#)

✓ [Second-Year Living Learning Community \(SYLLC\)](#)

✓ [Medical/Disability Accommodation](#)

✓ [Housing Exception Request](#)

✓ [Housing Exception Reason](#)

● **Live at Home Supporting Documents**

● [Roommate Matching Questionnaire](#)

● [Roommate Selection](#)

● [Thank You](#)

Live at Home Supporting Documents

Request and Attestation Form

Students requesting an exception to live at home with parent/legal guardian must download the [Living at Home Request and Attestation form](#). Upload the completed form with parent signature below for your request to be reviewed.

File Upload



Choose a file, or drag it here

When done click Save & Continue.

Save & Continue

STEP 6C. If you select **Married and/or Care for a Dependent in STEP 6**, you will be directed to this page. Follow instructions on the page and upload supporting documents.

✓ [Residence Life Agreement](#)

✓ [Meal Plan](#)

✓ [Building & Room Type Preferences](#)

✓ [Second-Year Living Learning Community \(SYLLC\)](#)

✓ [Medical/Disability Accommodation](#)

✓ [Housing Exception Request](#)

✓ [Housing Exception Reason](#)

● **Marriage or Dependent Supporting Documents**

● [Roommate Matching Questionnaire](#)

● [Roommate Selection](#)

● [Thank You](#)

Marriage or Dependent Supporting Documents

Supporting Documentation

Students requesting an exception due to Marriage and/or Care for a Dependent must upload supporting documentation for your request below.

Supporting documentation can include a marriage certificate or legal documents showing a dependent.

Upload documents below.

File Upload



Choose a file, or drag it here

When done click Save & Continue.

Save & Continue

SECOND-YEAR HOUSING APPLICATION GUIDE

STEP 6D. If you select **Medical Condition in STEP 6**, you will be directed to this page. Follow instructions on the page and provide a reason for the request. When done click Save & Continue.

✓ [Residence Life Agreement](#)

✓ [Meal Plan](#)

✓ [Building & Room Type Preferences](#)

✓ [Second-Year Living Learning Community \(SYLLC\)](#)

✓ [Medical/Disability Accommodation](#)

✓ [Housing Exception Request](#)

✓ [Housing Exception Reason](#)

● Medical Reasoning

● Roommate Matching Questionnaire

● Roommate Selection

● Thank You

Medical Reasoning

Provide information in the text box below on why you are seeking an exception to the policy due to a medical condition that cannot be accommodated on-campus.

Information provided will allow Residence Life and Disability Resources to provide you with next steps on the housing exception request process for a medical reason.

Description of Medical Condition and Reason for Request

When done click Save & Continue.

Save & Continue

SECOND-YEAR HOUSING APPLICATION GUIDE

STEP 7. Click the dropdown arrow and select a response for each question listed for roommate matching questionnaire section. When done, continue to the **Bio for Roommate Search** section and follow instructions. If you plan to search or form a roommate group, be sure to **click in the box Display in Roommate Search Results**. To skip the roommate search step, uncheck the box. When done, click Save & Continue.

☒ [Residence Life Agreement](#) Roommate Matching Questionnaire

☒ [Meal Plan](#)

☒ [Building & Room Type Preferences](#)

☒ [Medical/Disability Accommodation](#)

☐ Roommate Matching Questionnaire

☐ Roommate Selection

☐ Thank You

Room Questionnaire

Keeping my room clean is a priority for me:

(Please Select) ▼

I prefer to wake up on school days:

(Please Select) ▼

I prefer to go to bed Sunday through Thursday:

(Please Select) ▼

I will spend most/all weekends on campus:

(Please Select) ▼

I am a non-smoker:

(Please Select) ▼

I prefer a roommate who does not drink alcohol:

(Please Select) ▼

Bio for Roommate Search

If you want to look for a roommate, write a short Bio about yourself in the text box provided below that others will see if they Search for a Roommate. You can include things like your major, hobbies, interests, or any clubs or organizations you're involved in and **check** the box to the left of Display in Roommate Search Results.

If you don't want other students to find you in roommate searches, you can **skip the Bio** and make sure the box is **unchecked**.

Your Bio

☒ Display in Roommate Search Results

When done click Save & Continue.

Save & Continue

SECOND-YEAR HOUSING APPLICATION GUIDE

STEP 8. If you clicked in the box to **Display in Roommate Search Results in STEP 7**, you will be directed to this page. Follow instructions on the page to Search and form a group. If you did not click in the box, you will skip this page. Click on each link shown below, and you will navigate to different pages in the application.

✓ [Residence Life Agreement](#)

✓ [Meal Plan](#)

✓ [Building & Room Type Preferences](#)

✓ [Medical/Disability Accommodation](#)

✓ [Roommate Matching Questionnaire](#)

Roommate Selection

Thank You

Roommate Selection

Roommate Searching Instructions

Please use the blue hyperlinks below to search for a roommate.

- **Search for Roommate by Details:** Search for a roommate by name .
- **Search for Roommate by Roommate Profiles:** Browse for potential roommate(s) based on lifestyle compatibility questions.
- **Suggest Roommates:** A list of suggested roommates based on lifestyle compatibility questions.

Please note:

- A roommate must have started their application to be searchable.
- You may only request other upper division students as roommates.
- If you do not have a specific person in mind, you may browse or continue to the next page.
- You can have up to 4 roommates in a roommate group.

[Search for Roommates by Details](#)

[Search for Roommates by Roommate Profiles](#)

[Suggest Roommates](#)

When done click Save & Continue.

Save & Continue

STEP 8A. If you click on the link **Search for Roommate by Details in STEP 8**, you will be directed to this page. Follow instructions on the page to **Search** and select a roommate to join your group. An email will be sent to the student with a request to join or decline your roommate group.

✓ [Residence Life Agreement](#)

✓ [Meal Plan](#)

✓ [Building & Room Type Preferences](#)

✓ [Medical/Disability Accommodation](#)

✓ [Roommate Matching Questionnaire](#)

✓ [Roommate Selection](#)

Thank You

Roommate Search By Details

Student ID:

☒ Exclude results that cannot be added or joined

Roommate Management Page

Search

[Search for Roommates by Roommate Profiles](#)
[Suggest Roommates](#)

SECOND-YEAR HOUSING APPLICATION GUIDE

STEP 8B. If you click on the link **Search for Roommates by Roommate Profiles in STEP 8**, you will be directed to this page. Follow instructions on the page and then click the **Search** button and a list of roommates will be displayed for you to view.

✓ [Residence Life Agreement](#)

✓ [Meal Plan](#)

✓ [Building & Room Type Preferences](#)

✓ [Medical/Disability Accommodation](#)

✓ [Roommate Matching Questionnaire](#)

● [Roommate Selection](#)

● [Thank You](#)

Roommate Search By Profiles

Room Questionnaire

Keeping my room clean is a priority for me:

Any

I prefer to wake up on school days:

Any

I prefer to go to bed Sunday through Thursday:

Any

I will spend most/all weekends on campus:

Any

I am a non-smoker (cigarettes, vaping, marijuana, etc.):

Any

I prefer a roommate who does not drink alcohol:

Any

☒ Exclude results that cannot be added or joined

[Roommate Management Page](#) [Search](#)

[Search for Roommates by Details](#)
[Suggest Roommates](#)

STEP 8C. If you clicked on the link **Suggest Roommates in STEP 8**, you will be directed to this page. Follow instructions found on the page to see suggested roommates.

✓ [Residence Life Agreement](#)

✓ [Meal Plan](#)

✓ [Building & Room Type Preferences](#)

✓ [Medical/Disability Accommodation](#)

✓ [Roommate Matching Questionnaire](#)

✓ [Roommate Selection](#)

● [Thank You](#)

Suggested Roommates

[Manage Group](#)

[Search for Roommates by Details](#)
[Search for Roommates by Roommate Profiles](#)

No matches found. You can also try searching by details or profiles using the links above.

SECOND-YEAR HOUSING APPLICATION GUIDE

STEP 9. You have successfully updated and submitted your application. You must click the **SUBMIT APPLICATION** button found at the bottom to complete the process. You will receive a confirmation email from Residence Life after you click the Submit Application button.

✓ [Residence Life Agreement](#)

✓ [Meal Plan](#)

✓ [Building & Room Type Preferences](#)

✓ [Second-Year Living Learning Community \(SYLLC\)](#)

✓ [Medical/Disability Accommodation](#)

✓ [Housing Exception Request](#)

✓ [Roommate Matching Questionnaire](#)

✓ [Roommate Selection](#)

● Thank You

Thank You

Housing Application Submitted

Thank you for completing your 2026-2027 housing application. You can continue to update and make changes to your application until March 2, 2026.

If you have any questions or concerns, please contact Residence Life at reslife@stthomas.edu.

Press **Submit Application** below to complete your application.

Submit Application