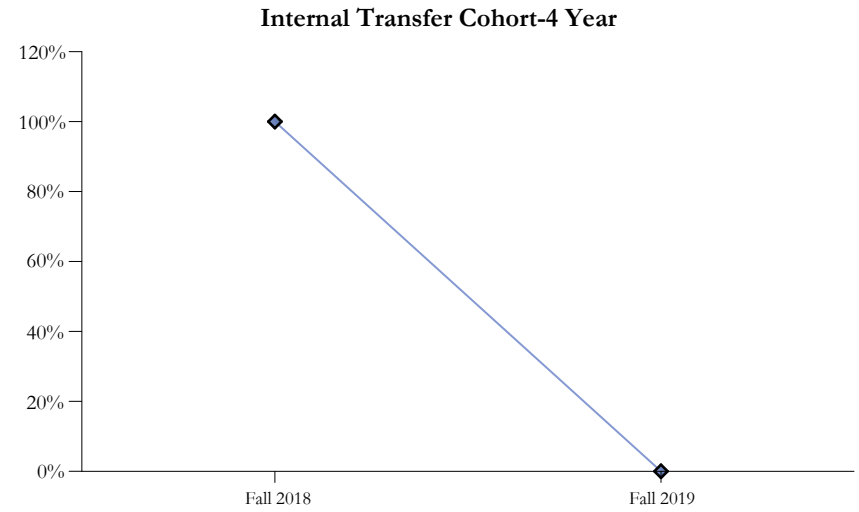
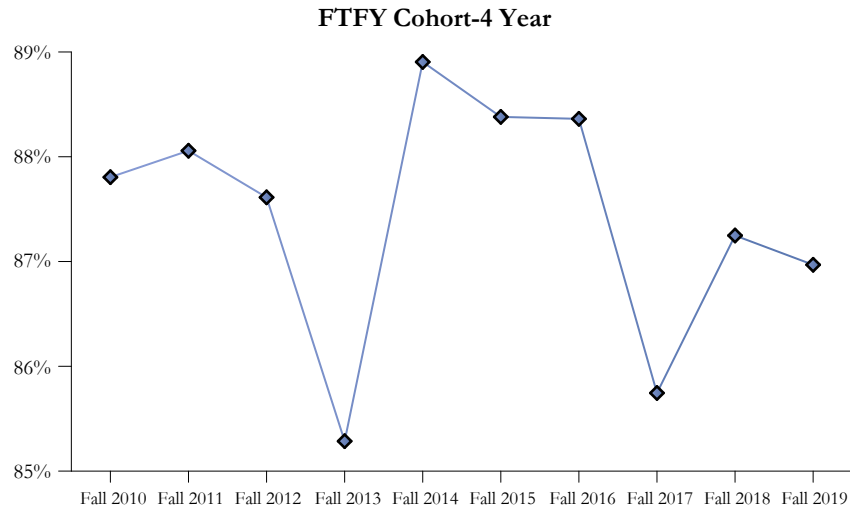


Undergraduate Student Cohorts

Fall-to-Fall Retention Rate

		Fall 2010	Fall 2011	Fall 2012	Fall 2013	Fall 2014	Fall 2015	Fall 2016	Fall 2017	Fall 2018	Fall 2019
FTFY Cohort-4 Year	Original Cohort	1519	1324	1447	1368	1409	1421	1349	1391	1640	1412
	Modified Cohort	1,517	1,323	1,445	1,366	1,406	1,420	1,349	1,389	1,639	1,412
	Avg ACT Score	25.8	26.0	25.9	25.9	26.6	26.4	26.8	26.7	26.4	26.2
	Avg SAT Score	1,180	1,152	1,191	1,178	1,211	1,158	1,181	1,237	1,259	1,262
	Retention Rate	87.8%	88.1%	87.6%	85.3%	88.9%	88.4%	88.4%	85.7%	87.2%	87.0%
Internal Transfer Cohort-4 Year	Original Cohort									1	35
	Modified Cohort									1	35
	Avg ACT Score									21.0	18.8
	Avg SAT Score										
	Retention Rate									100.0%	0.0%
Transfer Cohort-4 Year	Original Cohort	258	245	275	271	251	226	203	236	187	182
	Modified Cohort	257	244	275	269	250	223	203	236	187	182
	Avg ACT Score	23.9	23.7	23.9	23.4	24.6	24.2	23.4	24.3	24.6	24.6
	Avg SAT Score	1,108	1,124	1,071	1,074	1,160	1,137	1,180	1,120	1,410	1,213
	Retention Rate	87.2%	84.4%	86.2%	84.4%	82.8%	88.3%	87.2%	80.9%	87.2%	85.2%
Two Year College Cohort	Original Cohort								107	119	147
	Modified Cohort								107	119	147
	Avg ACT Score								18.1	16.9	17.9
	Avg SAT Score										
	Retention Rate								61.7%	68.1%	71.4%

Fall-to-Fall Retention Rates (as a Percent)



Modified Cohort - Students are removed from the original cohort under the following conditions: the student died or became permanently disabled; the student left school to serve in the armed forces (or have been called up to active duty); the student left school to serve with a foreign aid service of the Federal Government; and/or the student left school to serve on an official church mission.

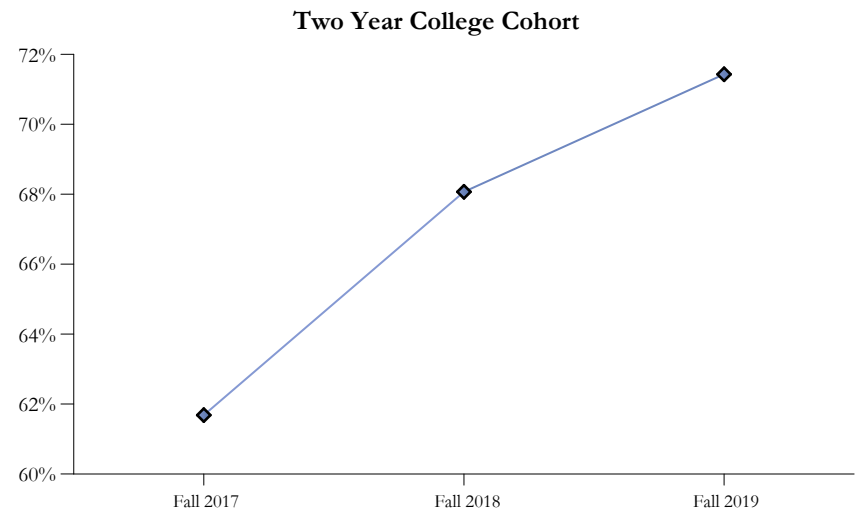
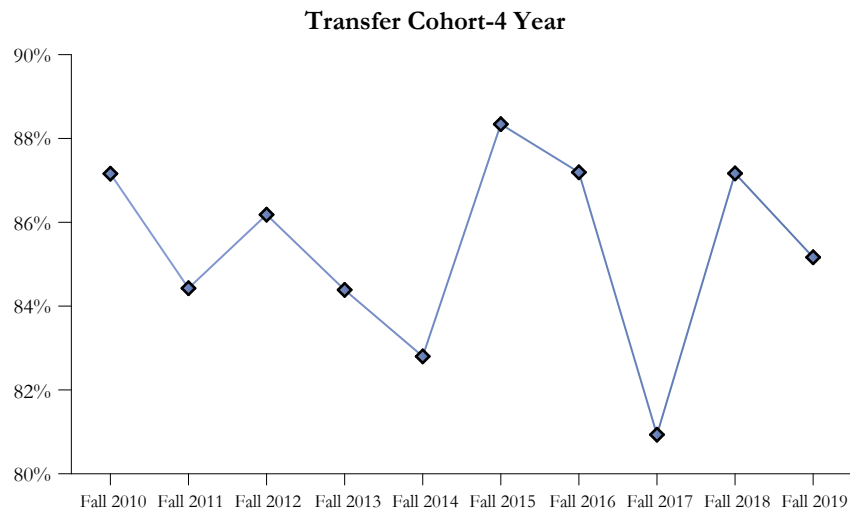
FTFY - A student who has no prior post secondary experience attending an institution for the first time at the undergraduate level. Also includes students enrolled in the fall term who attended college for the first time in the prior summer term, and students who entered with advanced standing (college credits earned before graduation from high school).

Transfer - A student enrolled at UST for the first time that has completed college level work and does not meet the criteria for a FTFY student.

Undergraduate Student Cohorts

Fall-to-Fall Retention Rate

Fall-to-Fall Retention Rates (as a Percent)



Modified Cohort - Students are removed from the original cohort under the following conditions: the student died or became permanently disabled; the student left school to serve in the armed forces (or have been called up to active duty); the student left school to serve with a foreign aid service of the Federal Government; and/or the student left school to serve on an official church mission.

FTFY - A student who has no prior post secondary experience attending an institution for the first time at the undergraduate level. Also includes students enrolled in the fall term who attended college for the first time in the prior summer term, and students who entered with advanced standing (college credits earned before graduation from high school).

Transfer - A student enrolled at UST for the first time that has completed college level work and does not meet the criteria for a FTFY student.

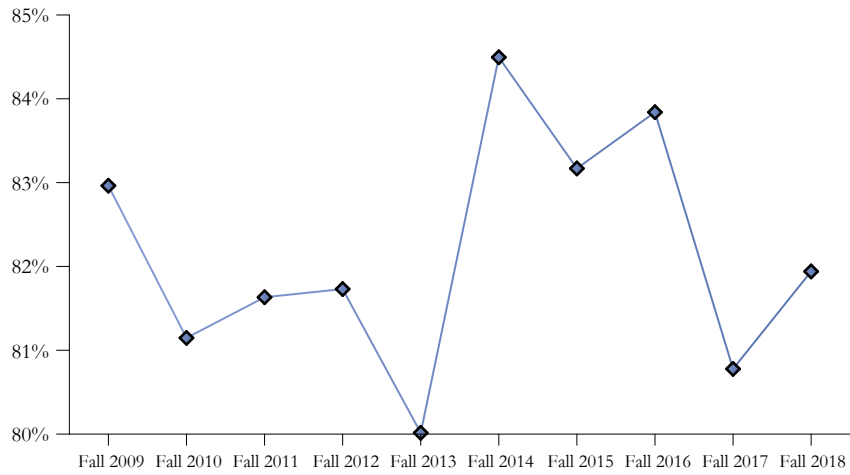
Undergraduate Student Cohorts

Fall-to-Fall-to-Fall Retention Rate

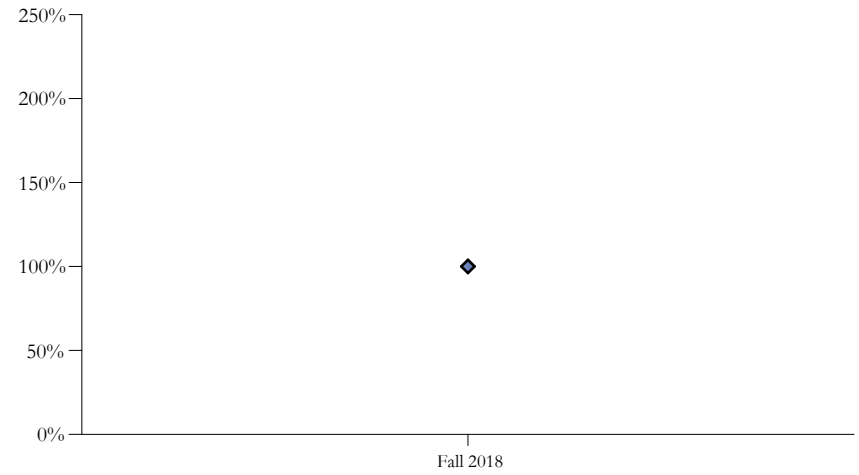
		Fall 2009	Fall 2010	Fall 2011	Fall 2012	Fall 2013	Fall 2014	Fall 2015	Fall 2016	Fall 2017	Fall 2018
FTFY Cohort-4 Year	Original Cohort	1352	1519	1324	1447	1368	1409	1421	1349	1391	1640
	Modified Cohort	1,350	1,517	1,323	1,445	1,366	1,406	1,420	1,349	1,389	1,639
	Avg ACT Score	25.7	25.8	26.0	25.9	25.9	26.6	26.4	26.8	26.7	26.4
	Avg SAT Score	1,164	1,180	1,152	1,191	1,178	1,211	1,158	1,181	1,237	1,259
	Retention Rate	83.0%	81.1%	81.6%	81.7%	80.0%	84.5%	83.2%	83.8%	80.8%	81.9%
Internal Transfer Cohort-4 Year	Original Cohort										1
	Modified Cohort										1
	Avg ACT Score										21.0
	Avg SAT Score										
	Retention Rate										100.0%
Transfer Cohort-4 Year	Original Cohort	285	258	245	275	271	251	226	203	236	187
	Modified Cohort	283	257	244	275	269	250	223	203	236	187
	Avg ACT Score	23.2	23.9	23.7	23.9	23.4	24.6	24.2	23.4	24.3	24.6
	Avg SAT Score	1,170	1,108	1,124	1,071	1,074	1,160	1,137	1,180	1,120	1,410
	Retention Rate	67.1%	66.9%	63.9%	71.6%	71.4%	68.0%	70.9%	69.5%	61.0%	64.2%
Two Year College Cohort	Original Cohort									107	119
	Modified Cohort									107	119
	Avg ACT Score									18.1	16.9
	Avg SAT Score										
	Retention Rate									1.9%	0.0%

Fall-to-Fall-to-Fall Retention Rates (as a Percent)

FTFY Cohort-4 Year



Internal Transfer Cohort-4 Year



Modified Cohort - Students are removed from the original cohort under the following conditions: the student died or became permanently disabled; the student left school to serve in the armed forces (or have been called up to active duty); the student left school to serve with a foreign aid service of the Federal Government; and/or the student left school to serve on an official church mission.

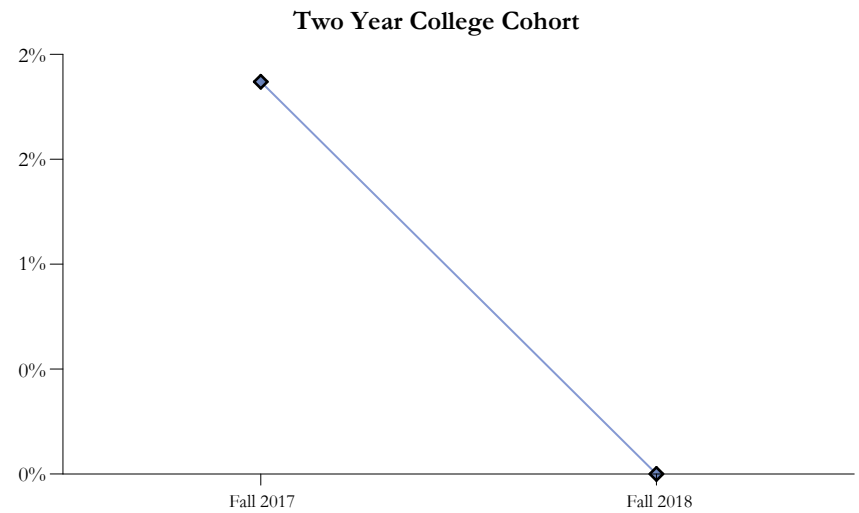
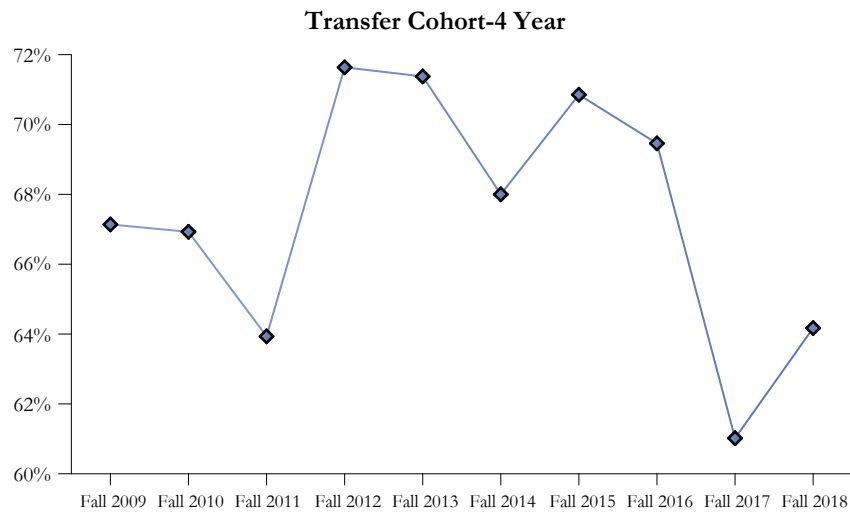
FTFY - A student who has no prior post secondary experience attending an institution for the first time at the undergraduate level. Also includes students enrolled in the fall term who attended college for the first time in the prior summer term, and students who entered with advanced standing (college credits earned before graduation from high school).

Transfer - A student enrolled at UST for the first time that has completed college level work and does not meet the criteria for a FTFY student.

Undergraduate Student Cohorts

Fall-to-Fall-to-Fall Retention Rate

Fall-to-Fall-to-Fall Retention Rates (as a Percent)



Modified Cohort - Students are removed from the original cohort under the following conditions: the student died or became permanently disabled; the student left school to serve in the armed forces (or have been called up to active duty); the student left school to serve with a foreign aid service of the Federal Government; and/or the student left school to serve on an official church mission.

FTFY - A student who has no prior post secondary experience attending an institution for the first time at the undergraduate level. Also includes students enrolled in the fall term who attended college for the first time in the prior summer term, and students who entered with advanced standing (college credits earned before graduation from high school).

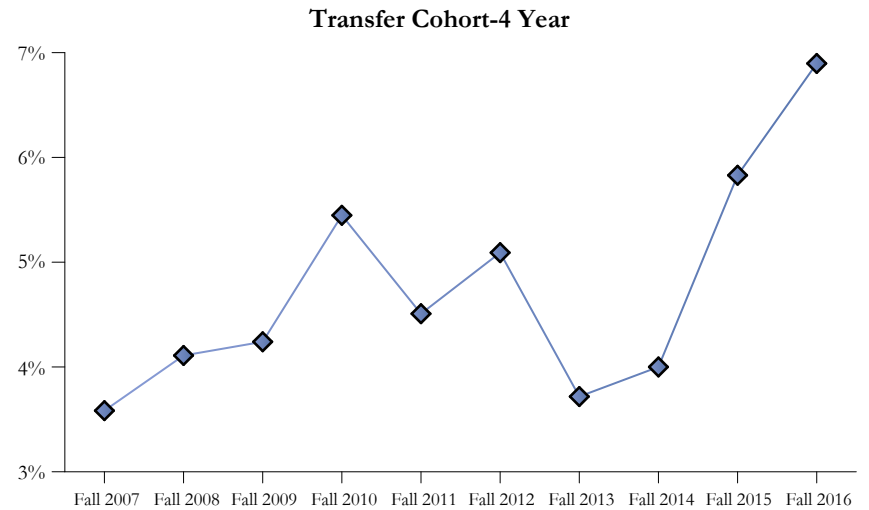
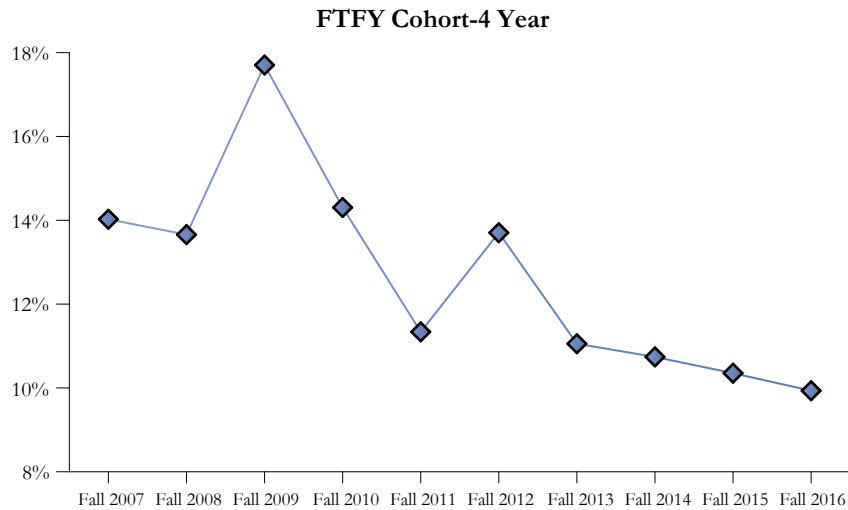
Transfer - A student enrolled at UST for the first time that has completed college level work and does not meet the criteria for a FTFY student.

Undergraduate Student Cohorts

Fall-to-Fall-to-Fall-to-Fall-to-Fall Retention Rate

		Fall 2007	Fall 2008	Fall 2009	Fall 2010	Fall 2011	Fall 2012	Fall 2013	Fall 2014	Fall 2015	Fall 2016
FTFY Cohort-4 Year	Original Cohort	1315	1322	1352	1519	1324	1447	1368	1409	1421	1349
	Modified Cohort	1,312	1,318	1,350	1,517	1,323	1,445	1,366	1,406	1,420	1,349
	Avg ACT Score	25.5	25.4	25.7	25.8	26.0	25.9	25.9	26.6	26.4	26.8
	Avg SAT Score	1,185	1,173	1,164	1,180	1,152	1,191	1,178	1,211	1,158	1,181
	Retention Rate	14.0%	13.7%	17.7%	14.3%	11.3%	13.7%	11.1%	10.7%	10.4%	9.9%
Transfer Cohort-4 Year	Original Cohort	308	293	285	258	245	275	271	251	226	203
	Modified Cohort	307	292	283	257	244	275	269	250	223	203
	Avg ACT Score	22.9	23.1	23.2	23.9	23.7	23.9	23.4	24.6	24.2	23.4
	Avg SAT Score	1,042	1,194	1,170	1,108	1,124	1,071	1,074	1,160	1,137	1,180
	Retention Rate	3.6%	4.1%	4.2%	5.4%	4.5%	5.1%	3.7%	4.0%	5.8%	6.9%

Fall-to-Fall-to-Fall-to-Fall-to-Fall Retention Rates (as a Percent)



Modified Cohort - Students are removed from the original cohort under the following conditions: the student died or became permanently disabled; the student left school to serve in the armed forces (or have been called up to active duty); the student left school to serve with a foreign aid service of the Federal Government; and/or the student left school to serve on an official church mission.

FTFY - A student who has no prior post secondary experience attending an institution for the first time at the undergraduate level. Also includes students enrolled in the fall term who attended college for the first time in the prior summer term, and students who entered with advanced standing (college credits earned before graduation from high school).

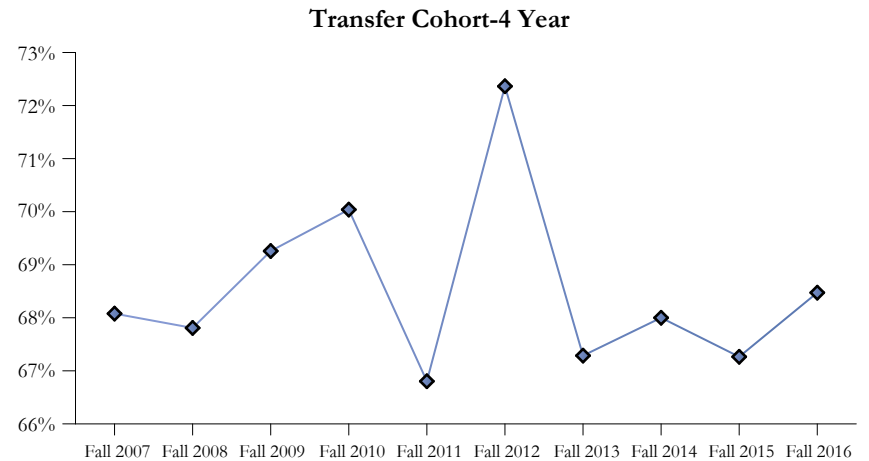
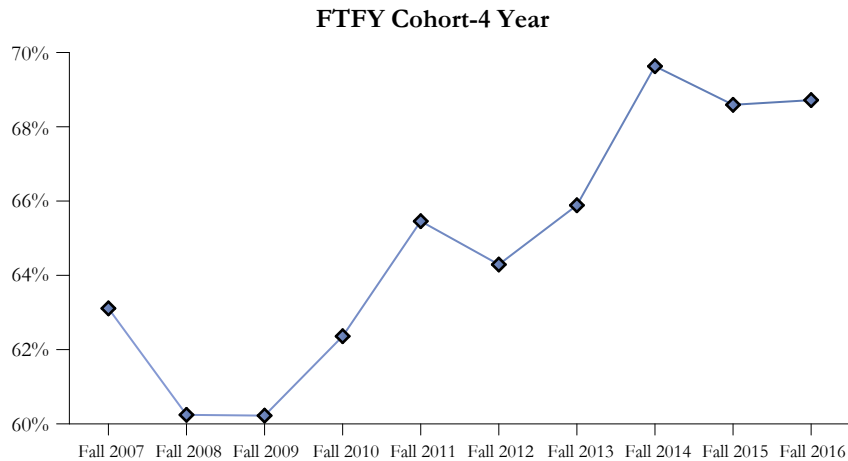
Transfer - A student enrolled at UST for the first time that has completed college level work and does not meet the criteria for a FTFY student.

Undergraduate Student Cohorts

Four Year Graduation Rate

		Fall 2007	Fall 2008	Fall 2009	Fall 2010	Fall 2011	Fall 2012	Fall 2013	Fall 2014	Fall 2015	Fall 2016
FTFY Cohort-4 Year	Original Cohort	1315	1322	1352	1519	1324	1447	1368	1409	1421	1349
	Modified Cohort	1,312	1,318	1,350	1,517	1,323	1,445	1,366	1,406	1,420	1,349
	Avg ACT Score	25.5	25.4	25.7	25.8	26.0	25.9	25.9	26.6	26.4	26.8
	Avg SAT Score	1,185	1,173	1,164	1,180	1,152	1,191	1,178	1,211	1,158	1,181
	Graduation Rate	63.1%	60.2%	60.2%	62.4%	65.5%	64.3%	65.9%	69.6%	68.6%	68.7%
Transfer Cohort-4 Year	Original Cohort	308	293	285	258	245	275	271	251	226	203
	Modified Cohort	307	292	283	257	244	275	269	250	223	203
	Avg ACT Score	22.9	23.1	23.2	23.9	23.7	23.9	23.4	24.6	24.2	23.4
	Avg SAT Score	1,042	1,194	1,170	1,108	1,124	1,071	1,074	1,160	1,137	1,180
	Graduation Rate	68.1%	67.8%	69.3%	70.0%	66.8%	72.4%	67.3%	68.0%	67.3%	68.5%

Four Year Graduation Rates (as a Percent)



Modified Cohort - Students are removed from the original cohort under the following conditions: the student died or became permanently disabled; the student left school to serve in the armed forces (or have been called up to active duty); the student left school to serve with a foreign aid service of the Federal Government; and/or the student left school to serve on an official church mission.

FTFY - A student who has no prior post secondary experience attending an institution for the first time at the undergraduate level. Also includes students enrolled in the fall term who attended college for the first time in the prior summer term, and students who entered with advanced standing (college credits earned before graduation from high school).

Transfer - A student enrolled at UST for the first time that has completed college level work and does not meet the criteria for a FTFY student.

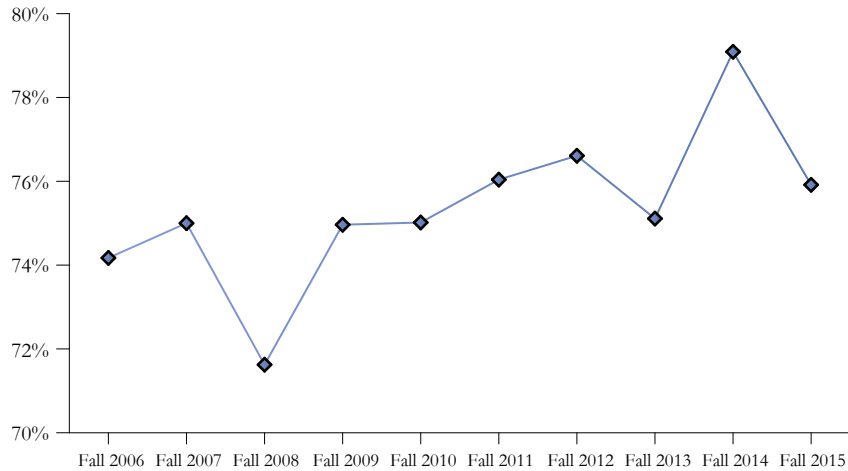
Undergraduate Student Cohorts

Five Year Graduation Rate

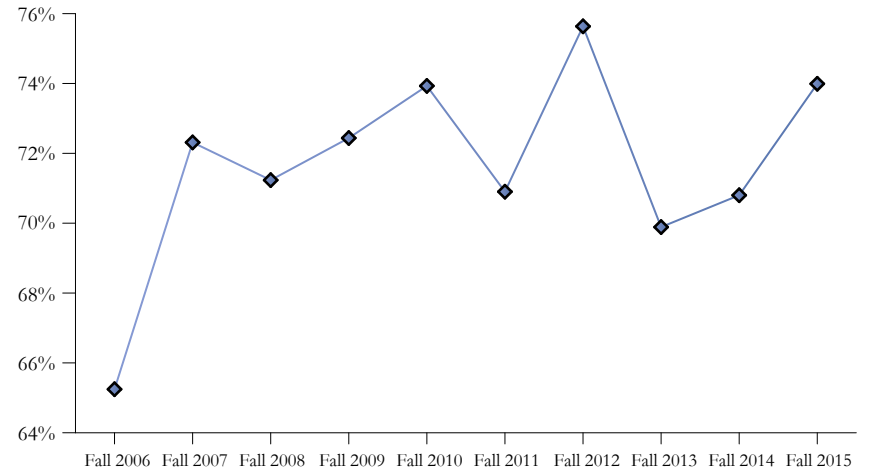
		Fall 2006	Fall 2007	Fall 2008	Fall 2009	Fall 2010	Fall 2011	Fall 2012	Fall 2013	Fall 2014	Fall 2015
FTFY Cohort-4 Year	Original Cohort	1299	1315	1322	1352	1519	1324	1447	1368	1409	1421
	Modified Cohort	1,297	1,312	1,318	1,350	1,517	1,323	1,445	1,366	1,406	1,420
	Avg ACT Score	25.0	25.5	25.4	25.7	25.8	26.0	25.9	25.9	26.6	26.4
	Avg SAT Score	1,165	1,185	1,173	1,164	1,180	1,152	1,191	1,178	1,211	1,158
	Graduation Rate	74.2%	75.0%	71.6%	75.0%	75.0%	76.0%	76.6%	75.1%	79.1%	75.9%
Transfer Cohort-4 Year	Original Cohort	306	308	293	285	258	245	275	271	251	226
	Modified Cohort	305	307	292	283	257	244	275	269	250	223
	Avg ACT Score	23.0	22.9	23.1	23.2	23.9	23.7	23.9	23.4	24.6	24.2
	Avg SAT Score	1,087	1,042	1,194	1,170	1,108	1,124	1,071	1,074	1,160	1,137
	Graduation Rate	65.2%	72.3%	71.2%	72.4%	73.9%	70.9%	75.6%	69.9%	70.8%	74.0%

Five Year Graduation Rates (as a Percent)

FTFY Cohort-4 Year



Transfer Cohort-4 Year



Modified Cohort - Students are removed from the original cohort under the following conditions: the student died or became permanently disabled; the student left school to serve in the armed forces (or have been called up to active duty); the student left school to serve with a foreign aid service of the Federal Government; and/or the student left school to serve on an official church mission.

FTFY - A student who has no prior post secondary experience attending an institution for the first time at the undergraduate level. Also includes students enrolled in the fall term who attended college for the first time in the prior summer term, and students who entered with advanced standing (college credits earned before graduation from high school).

Transfer - A student enrolled at UST for the first time that has completed college level work and does not meet the criteria for a FTFY student.

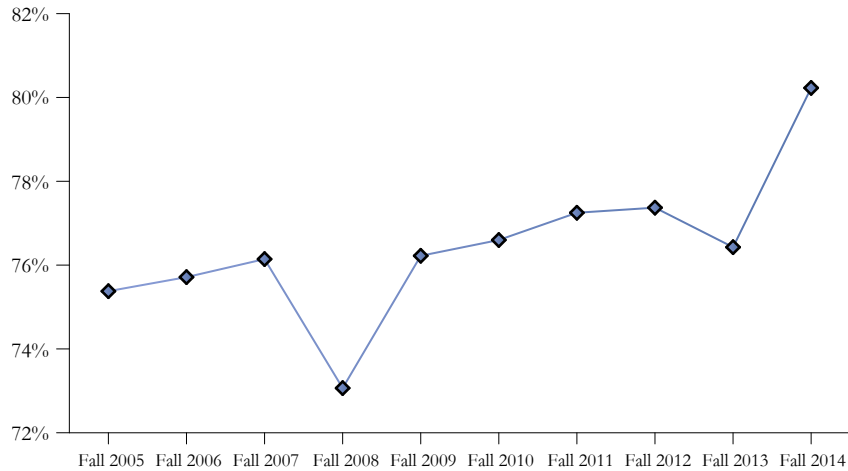
Undergraduate Student Cohorts

Six Year Graduation Rate

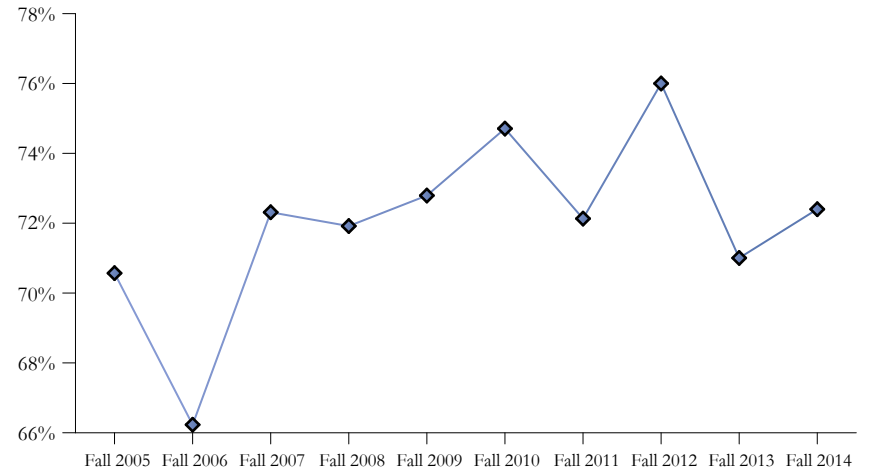
		Fall 2005	Fall 2006	Fall 2007	Fall 2008	Fall 2009	Fall 2010	Fall 2011	Fall 2012	Fall 2013	Fall 2014
FTFY Cohort-4 Year	Original Cohort	1326	1299	1315	1322	1352	1519	1324	1447	1368	1409
	Modified Cohort	1,324	1,297	1,312	1,318	1,350	1,517	1,323	1,445	1,366	1,406
	Avg ACT Score	25.2	25.0	25.5	25.4	25.7	25.8	26.0	25.9	25.9	26.6
	Avg SAT Score	1,189	1,165	1,185	1,173	1,164	1,180	1,152	1,191	1,178	1,211
	Graduation Rate	75.4%	75.7%	76.1%	73.1%	76.2%	76.6%	77.2%	77.4%	76.4%	80.2%
Transfer Cohort-4 Year	Original Cohort	317	306	308	293	285	258	245	275	271	251
	Modified Cohort	316	305	307	292	283	257	244	275	269	250
	Avg ACT Score	23.0	23.0	22.9	23.1	23.2	23.9	23.7	23.9	23.4	24.6
	Avg SAT Score	1,083	1,087	1,042	1,194	1,170	1,108	1,124	1,071	1,074	1,160
	Graduation Rate	70.6%	66.2%	72.3%	71.9%	72.8%	74.7%	72.1%	76.0%	71.0%	72.4%

Six Year Graduation Rates (as a Percent)

FTFY Cohort-4 Year



Transfer Cohort-4 Year



Modified Cohort - Students are removed from the original cohort under the following conditions: the student died or became permanently disabled; the student left school to serve in the armed forces (or have been called up to active duty); the student left school to serve with a foreign aid service of the Federal Government; and/or the student left school to serve on an official church mission.

FTFY - A student who has no prior post secondary experience attending an institution for the first time at the undergraduate level. Also includes students enrolled in the fall term who attended college for the first time in the prior summer term, and students who entered with advanced standing (college credits earned before graduation from high school).

Transfer - A student enrolled at UST for the first time that has completed college level work and does not meet the criteria for a FTFY student.

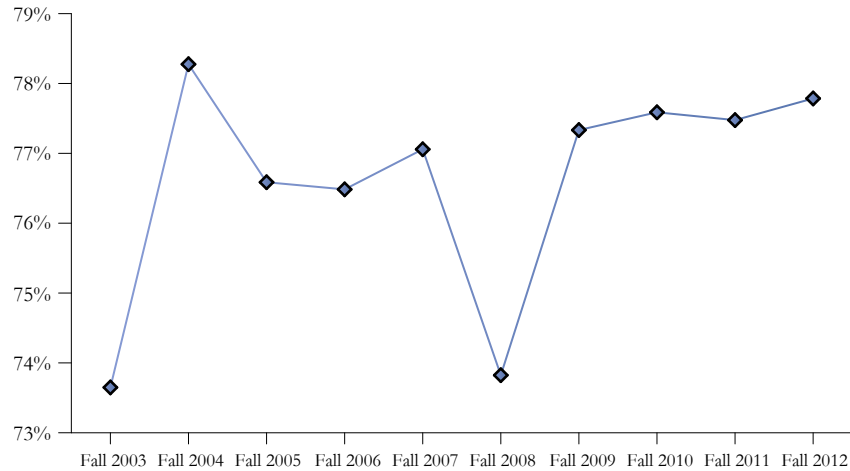
Undergraduate Student Cohorts

Eight Year Graduation Rate

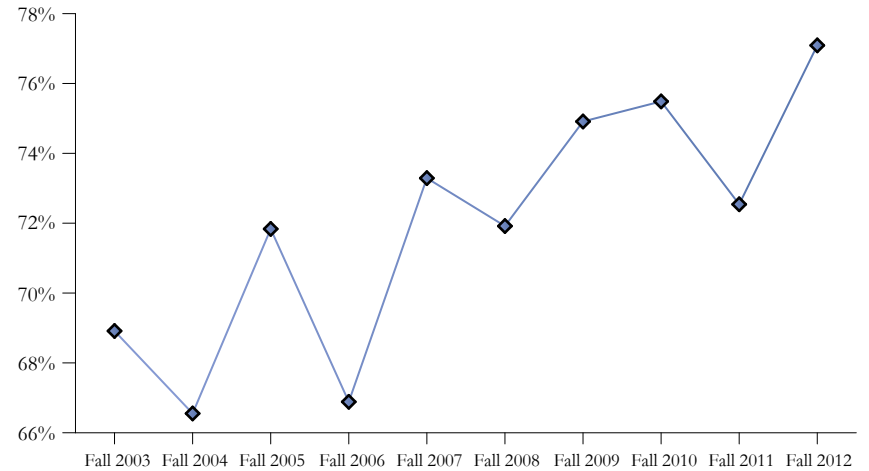
		Fall 2003	Fall 2004	Fall 2005	Fall 2006	Fall 2007	Fall 2008	Fall 2009	Fall 2010	Fall 2011	Fall 2012
FTFY Cohort-4 Year	Original Cohort	1039	1162	1326	1299	1315	1322	1352	1519	1324	1447
	Modified Cohort	1,036	1,160	1,324	1,297	1,312	1,318	1,350	1,517	1,323	1,445
	Avg ACT Score	25.1	25.0	25.2	25.0	25.5	25.4	25.7	25.8	26.0	25.9
	Avg SAT Score	1,161	1,166	1,189	1,165	1,185	1,173	1,164	1,180	1,152	1,191
	Graduation Rate	73.6%	78.3%	76.6%	76.5%	77.1%	73.8%	77.3%	77.6%	77.5%	77.8%
Transfer Cohort-4 Year	Original Cohort	267	291	317	306	308	293	285	258	245	275
	Modified Cohort	267	290	316	305	307	292	283	257	244	275
	Avg ACT Score	23.0	22.9	23.0	23.0	22.9	23.1	23.2	23.9	23.7	23.9
	Avg SAT Score	1,113	1,160	1,083	1,087	1,042	1,194	1,170	1,108	1,124	1,071
	Graduation Rate	68.9%	66.6%	71.8%	66.9%	73.3%	71.9%	74.9%	75.5%	72.5%	77.1%

Eight Year Graduation Rates (as a Percent)

FTFY Cohort-4 Year



Transfer Cohort-4 Year



Modified Cohort - Students are removed from the original cohort under the following conditions: the student died or became permanently disabled; the student left school to serve in the armed forces (or have been called up to active duty); the student left school to serve with a foreign aid service of the Federal Government; and/or the student left school to serve on an official church mission.

FTFY - A student who has no prior post secondary experience attending an institution for the first time at the undergraduate level. Also includes students enrolled in the fall term who attended college for the first time in the prior summer term, and students who entered with advanced standing (college credits earned before graduation from high school).

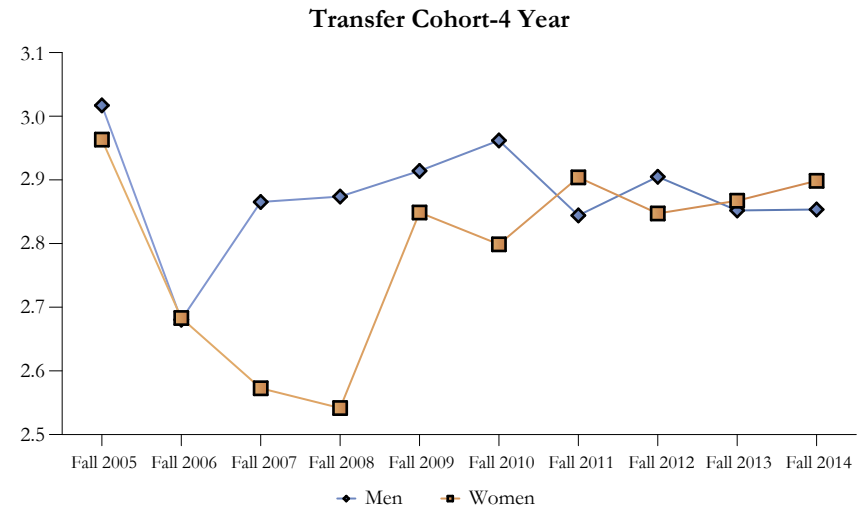
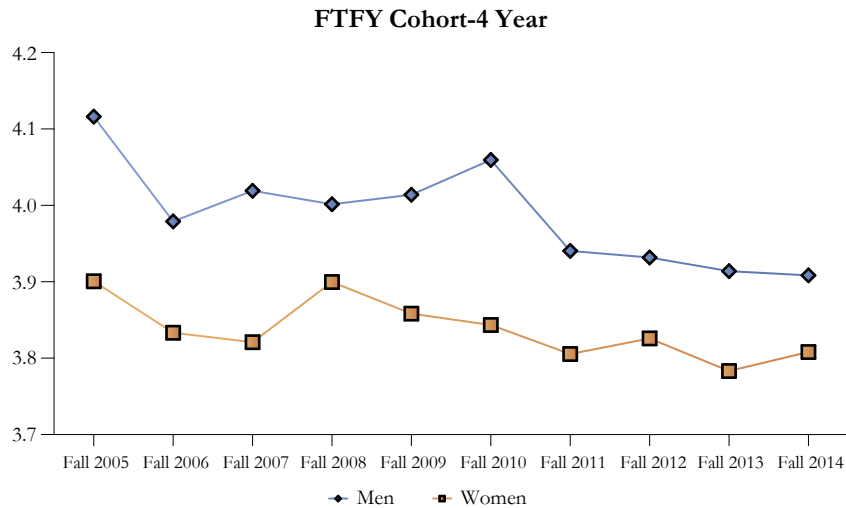
Transfer - A student enrolled at UST for the first time that has completed college level work and does not meet the criteria for a FTFY student.

Undergraduate Student Cohorts

Average Time to Degree by Gender

		Fall 2005	Fall 2006	Fall 2007	Fall 2008	Fall 2009	Fall 2010	Fall 2011	Fall 2012	Fall 2013	Fall 2014
FTFY Cohort-4 Year	Original Cohort	1326	1299	1315	1322	1352	1519	1324	1447	1368	1409
	Modified Cohort	1,324	1,297	1,312	1,318	1,350	1,517	1,323	1,445	1,366	1,406
	Total Grads	1025	994	1016	979	1045	1182	1027	1124	1047	1128
	Men	4.12	3.98	4.02	4.00	4.01	4.06	3.94	3.93	3.91	3.91
	Women	3.90	3.83	3.82	3.90	3.86	3.84	3.81	3.83	3.78	3.81
Transfer Cohort-4 Year	Original Cohort	317	306	308	293	285	258	245	275	271	251
	Modified Cohort	316	305	307	292	283	257	244	275	269	250
	Total Grads	230	207	225	211	213	196	179	212	192	181
	Men	3.02	2.68	2.87	2.87	2.91	2.96	2.84	2.90	2.85	2.85
	Women	2.96	2.68	2.57	2.54	2.85	2.80	2.90	2.85	2.87	2.90

Average Time (in Years) to Degree by Gender



Modified Cohort - Students are removed from the original cohort under the following conditions: the student died or became permanently disabled; the student left school to serve in the armed forces (or have been called up to active duty); the student left school to serve with a foreign aid service of the Federal Government; and/or the student left school to serve on an official church mission.

FTFY - A student who has no prior post secondary experience attending an institution for the first time at the undergraduate level. Also includes students enrolled in the fall term who attended college for the first time in the prior summer term, and students who entered with advanced standing (college credits earned before graduation from high school).

Transfer - A student enrolled at UST for the first time that has completed college level work and does not meet the criteria for a FTFY student.

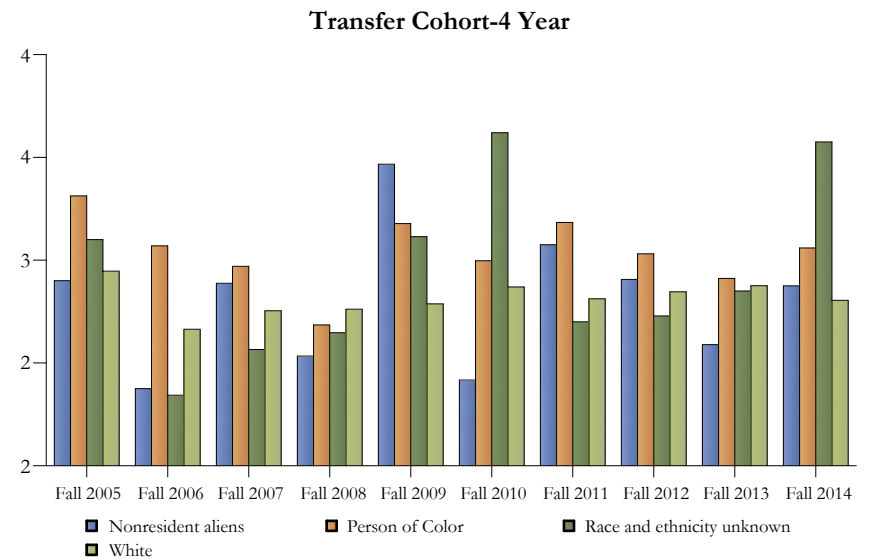
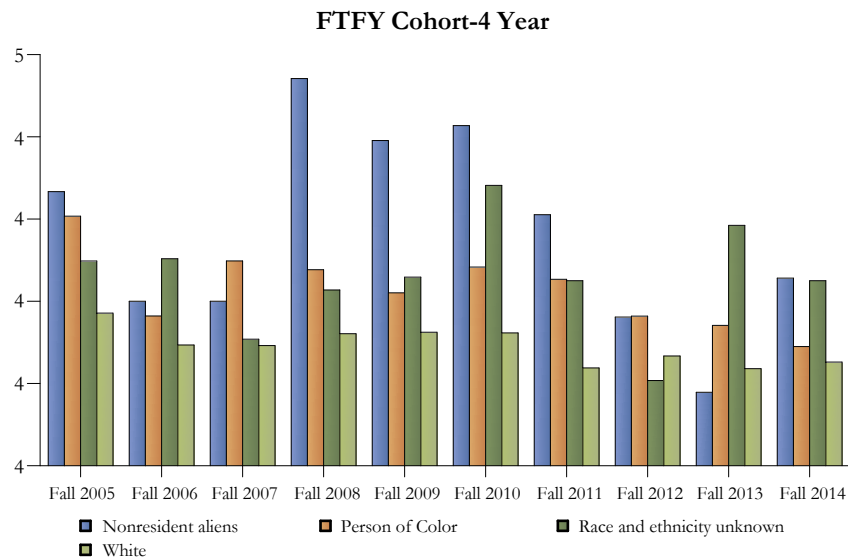
The average 'time to degree' measure is calculated by converting the number of days a FTFY student takes to earn a degree at UST. For example, a FTFY student entering UST in the fall of 2004, and subsequently graduates in the spring of 2008 will receive a 'time to degree' value of 3.75.

Undergraduate Student Cohorts

Average Time to Degree by Race/Ethnicity

		Fall 2005	Fall 2006	Fall 2007	Fall 2008	Fall 2009	Fall 2010	Fall 2011	Fall 2012	Fall 2013	Fall 2014
FTFY Cohort-4 Year	Original Cohort	1326	1299	1315	1322	1352	1519	1324	1447	1368	1409
	Modified Cohort	1,324	1,297	1,312	1,318	1,350	1,517	1,323	1,445	1,366	1,406
	Total Grads	1025	994	1016	979	1045	1182	1027	1124	1047	1128
	<i>Nonresident aliens</i>	4.27	4.00	4.00	4.54	4.39	4.43	4.21	3.96	3.78	4.06
	<i>Person of Color</i>	4.21	3.96	4.10	4.08	4.02	4.08	4.05	3.96	3.94	3.89
	<i>Race and ethnicity unknown</i>	4.10	4.10	3.91	4.03	4.06	4.28	4.05	3.81	4.18	4.05
	<i>White</i>	3.97	3.89	3.89	3.92	3.92	3.92	3.84	3.87	3.84	3.85

Average Time (in Years) to Degree by Race/Ethnicity



Modified Cohort - Students are removed from the original cohort under the following conditions: the student died or became permanently disabled; the student left school to serve in the armed forces (or have been called up to active duty); the student left school to serve with a foreign aid service of the Federal Government; and/or the student left school to serve on an official church mission.

FTFY - A student who has no prior post secondary experience attending an institution for the first time at the undergraduate level. Also includes students enrolled in the fall term who attended college for the first time in the prior summer term, and students who entered with advanced standing (college credits earned before graduation from high school).

Transfer - A student enrolled at UST for the first time that has completed college level work and does not meet the criteria for a FTFY student.

The average 'time to degree' measure is calculated by converting the number of days a FTFY student takes to earn a degree at UST. For example, a FTFY student entering UST in the fall of 2004, and subsequently graduates in the spring of 2008 will receive a 'time to degree' value of 3.75.

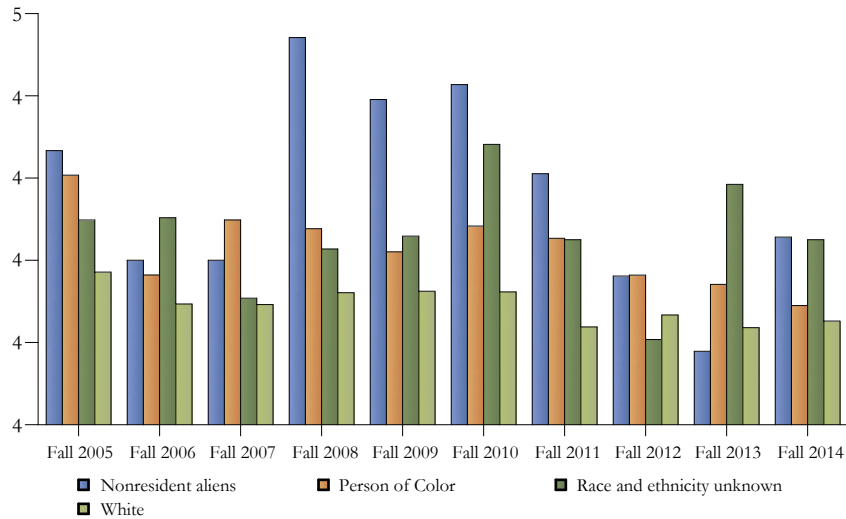
Undergraduate Student Cohorts

Average Time to Degree by Race/Ethnicity

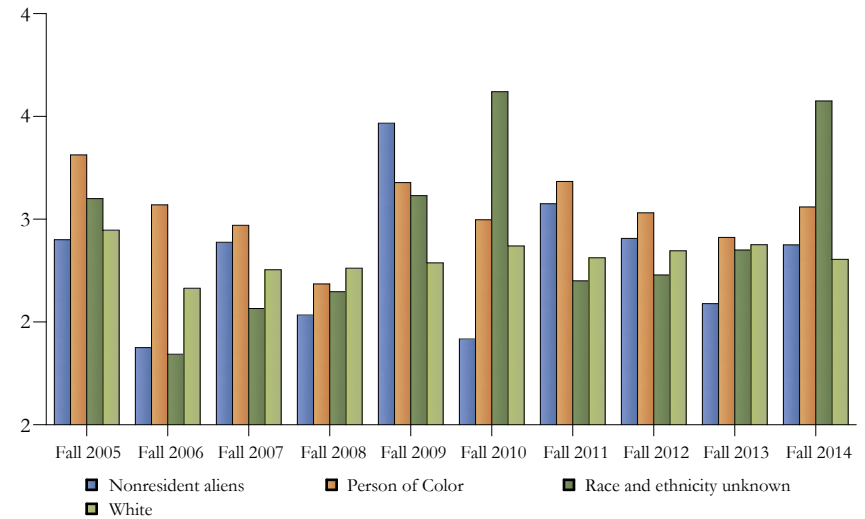
		Fall 2005	Fall 2006	Fall 2007	Fall 2008	Fall 2009	Fall 2010	Fall 2011	Fall 2012	Fall 2013	Fall 2014
Transfer Cohort-4 Year	Original Cohort	317	306	308	293	285	258	245	275	271	251
	Modified Cohort	316	305	307	292	283	257	244	275	269	250
	Total Grads	230	207	225	211	213	196	179	212	192	181
	<i>Nonresident aliens</i>	2.90	2.38	2.89	2.53	3.47	2.42	3.08	2.91	2.59	2.88
	<i>Person of Color</i>	3.31	3.07	2.97	2.68	3.18	3.00	3.18	3.03	2.91	3.06
	<i>Race and ethnicity unknown</i>	3.10	2.34	2.57	2.65	3.11	3.62	2.70	2.73	2.85	3.58
	<i>White</i>	2.95	2.66	2.75	2.76	2.79	2.87	2.81	2.85	2.88	2.80

Average Time (in Years) to Degree by Race/Ethnicity

FTFY Cohort-4 Year



Transfer Cohort-4 Year



Modified Cohort - Students are removed from the original cohort under the following conditions: the student died or became permanently disabled; the student left school to serve in the armed forces (or have been called up to active duty); the student left school to serve with a foreign aid service of the Federal Government; and/or the student left school to serve on an official church mission.

FTFY - A student who has no prior post secondary experience attending an institution for the first time at the undergraduate level. Also includes students enrolled in the fall term who attended college for the first time in the prior summer term, and students who entered with advanced standing (college credits earned before graduation from high school).

Transfer - A student enrolled at UST for the first time that has completed college level work and does not meet the criteria for a FTFY student.

The average 'time to degree' measure is calculated by converting the number of days a FTFY student takes to earn a degree at UST. For example, a FTFY student entering UST in the fall of 2004, and subsequently graduates in the spring of 2008 will receive a 'time to degree' value of 3.75.