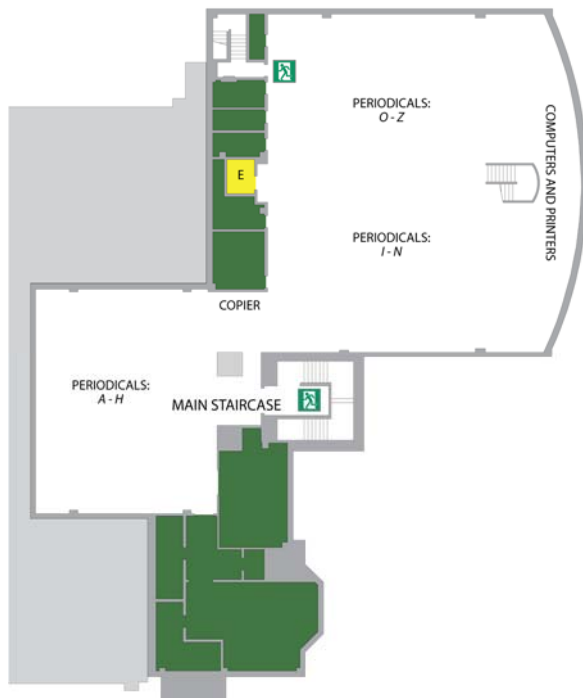
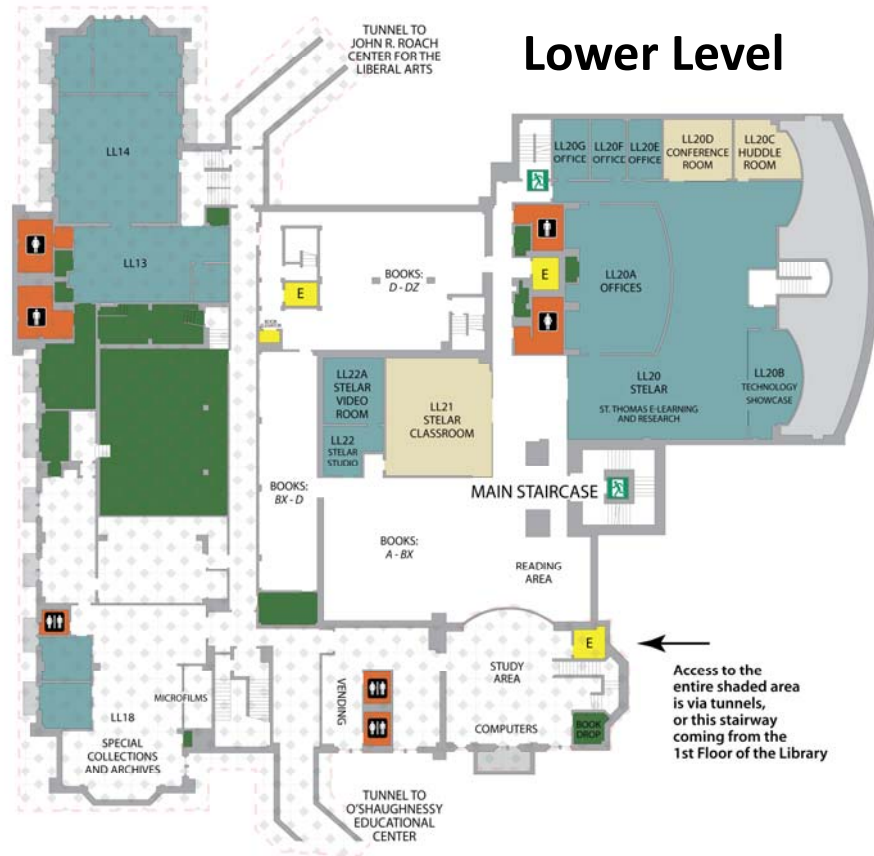


O'Shaughnessy-Frey Library - Location Guide

Sub Level

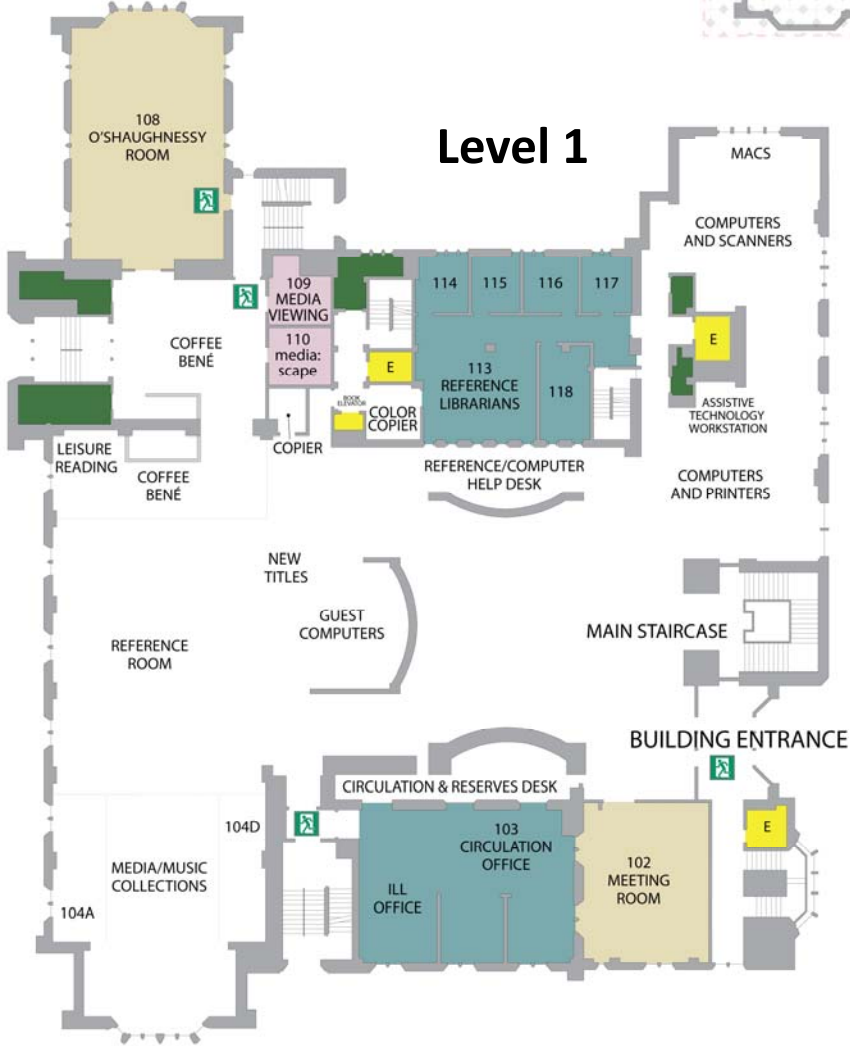


Lower Level



Access to the entire shaded area is via tunnels, or this stairway coming from the 1st Floor of the Library

Level 1



Book Locations

Call Number	Location
A-DX	Lower Level
E-HV	Level 2
HX-PN	Level 3
PQ-Z	Level 4
Oversized	Level 3
Reference	Level 1

Periodical Locations

Current	Level 2
Bound (A-Z)	Sub Level

Media & Music Collections

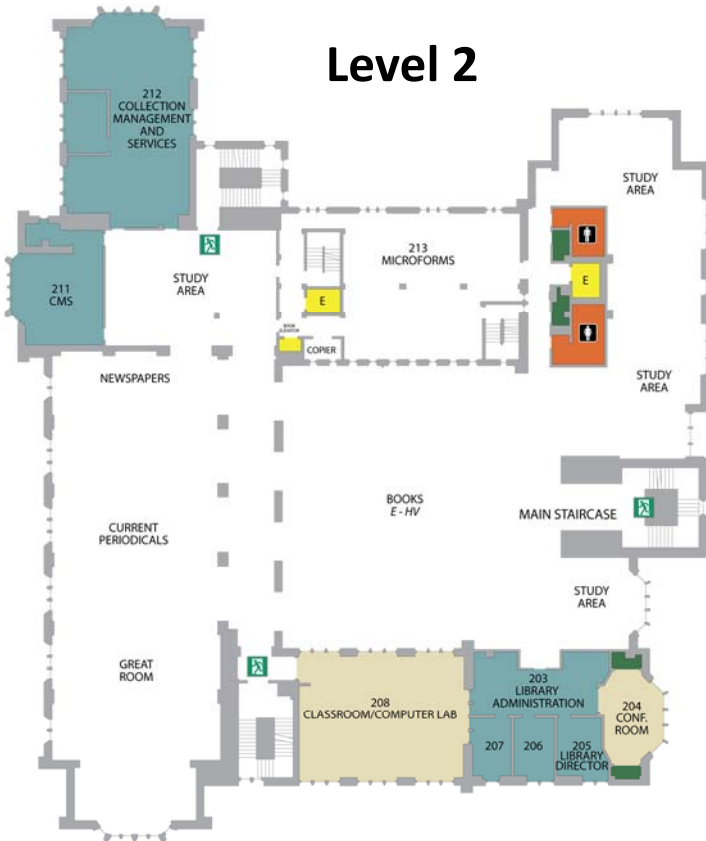
Level 1 of OSF includes thousands of streaming videos, DVDs, sound recordings, and more.

Special Collections & University Archives

Take an immediate left as you enter the Library and follow the signs down one level to Room LL09

O'Shaughnessy-Frey Library - Location Guide

Level 2



Computers and Labs

There are over 100 computers available in the Library located on Level 1 and the Sublevel. Individual, quiet computing can be found on Level 3 in Room 309. There are also two computer classrooms (208 and 314) which are available when not being used for a class.

Photocopiers

- There are four public photocopiers in the Library
- Two on Level 1 (both near Coffee Bené, one is color)
 - One on Level 2 in the microforms room

Level 3



Level 4



Group Study

Level	Room(s)	Computer	Whiteboard [†]
Level 1	110*	Screen Only*	No
Level 3	310, 312A, 312B	Yes	Yes
	321, 322	Yes	Yes
Level 4	403, 404, 406	No	Yes
	405, 410, 412	Yes	Yes
	414, 421**	Yes	Yes
	422	Yes	(Chalkboard)

* Users can plug their laptop into media:scape display (110)

** Large display monitor to connect to computer or your laptop (421)

† Please use only dry erase markers on the whiteboards; you can check out a set at the Circulation Desk on the first floor